



# 2021 ANNUAL REPORT

Grace Christian School



22 Vittoria Road BUNBURY WA 6230

P O Box 7 BUNBURY WA 6231

08 9726 4200

[admin@grace.wa.edu.au](mailto:admin@grace.wa.edu.au)

[www.grace.wa.edu.au](http://www.grace.wa.edu.au)



[gracechristianschoolwa](https://www.instagram.com/gracechristianschoolwa)



---

# TABLE OF CONTENTS

## Section 1 - Annual Report

- Purpose and Objectives
- A Glimpse of Grace
- Governance and Management
- Staff
- Student Information
- Student Outcomes
- Year 12 Outcomes
- School Improvement Targets Achieved in 2021
- School Improvement Targets for 2022
- 2021 Financial Information

## Section 2 - Director's Report

- Information on Directors
- Meeting of Directors
- Company Secretary
- Principal Activities
- Review of Operations
- Significant Changes in the State of Affairs
- Matters subsequent to the end of the Financial Year
- Likely Developments
- Environmental Regulation
- Liability
- Insurance of Officers

## Section 3 - Audited Financial Statements

- Financial Statements for the Year ended 31 December 2021
  - Director's Declaration
  - Auditor's Independence Declaration
  - Independent Auditors' Report to the Members of Grace Christian School Limited
  - Management Letter Year 2021
-

---

# PURPOSE AND OBJECTIVES

## OUR VISION STATEMENT

Our vision is to be a Christian educational community of excellence, assisting in the development of young people who reflect the attitudes, authority and actions of Christ.

## OUR MISSION STATEMENT

Our mission is to:

- Encourage students to have a personal relationship with Jesus Christ.
- Develop lives of character based on biblical principles to equip young people to positively influence the wider community.
- Develop the highest expression of an individual's gifts, talents and abilities.
- Assist parents in the education of their children.
- Pursue excellence in education.
- Provide resources, facilities and staff to implement the vision.

## OUR MOTTO

Blessed is the man who does not walk in the counsel of the wicked, or stand in the way of sinners, or sit in the seat of mockers.

But his delight is in the law of the Lord, and on His law he meditates day and night.

He is like a tree planted by streams of water, which yields its fruit in season, and whose leaf does not wither. Whatever he does prospers.

Psalm 1 : 1-3



## A GLIMPSE OF GRACE

Grace Christian School is a learning community in which parents and teachers share in the task of educating and nurturing children. We accept the Lordship of Jesus Christ over all areas of life and seek to integrate the truth revealed in the Bible in every area of our school.

Grace Christian School in Bunbury was founded by the Apostolic Church in 1988 as a co-educational Christian Primary school. It was named after the most wonderful gift God has afforded us, that of Grace.

Today approximately 600 students from locations across the greater Bunbury region and areas as far afield as Capel, Collie, Harvey, Binningup and Donnybrook, call Grace home.

Grace is an exceptional learning community, focusing on Growth, Relationships, Achievement, Contributions and Empowerment derived from the acronym, GRACE. At the very heart of our values and our existence is the Lordship of Christ and Christ's character. With no separation of the sacred and the secular, we endeavor to teach from a Biblical perspective, assist our students to strive for personal excellence and grow to know Christ personally.

A Pre-Kindergarten to Year 12 co-educational school (catering for both girls and boys), Grace is divided into four school sectors: Junior Primary (PK-2), Upper Primary (3-6), Lower Secondary (7-9) and Senior Secondary (10-12). The school offers a holistic education, with a focus on academics, spiritual, character and community development.

The School's motto captures the very heart of our purpose, that of young lives being nurtured and blossoming in a fertile caring environment, firmly planted by the stream of living water; Christ.

---

# GOVERNANCE AND MANAGEMENT

## Members of the School Board

Mr Ben Plumb CHAIRMAN  
Mrs Belinda Powell DEPUTY CHAIR  
Mr Rob Marshall TREASURER  
Ps Dale E Hewitt SENIOR MINISTER  
Ps Mark Nash LEAD PASTOR (from 14/09/2021)  
Mr Richard Turner  
Mr Luke Porep (from 30/03/2021)  
Mr Nathan Reed (from 30/03/2021)  
Mrs Sarah Knauf (from 14/09/2021)

## Grace Christian School Executive

Mr Hugo de Ridder PRINCIPAL  
Mrs Donna Holman HEAD OF JUNIOR PRIMARY  
Mr Pierre Meyer HEAD OF UPPER PRIMARY SCHOOL  
Mrs Diane Hackney HEAD OF LOWER SECONDARY  
Mr Andrew Woods HEAD OF SENIOR SECONDARY  
Mr Marlon Fernando BUSINESS MANAGER (until 15/10/2021)

## STAFF

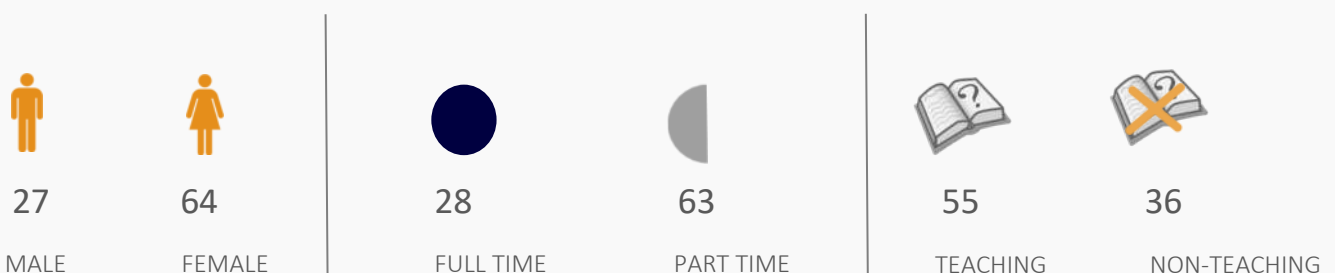
A total of 91 staff were employed at Grace Christian School in 2021. All are practicing Christians and committed to excellence in Christian education. Teaching staff are registered members of the Teachers Registration Board of Western Australia (TRBWA) and hold the necessary qualifications to teach at Grace Christian School. Support staff likewise hold the necessary qualifications. All staff are holders of a current Working with Children (WWC) card.

### Teacher Qualifications

In 2021 Grace Christian School employed 53 teachers (21 full time; 32 part time). All teaching staff have Graduate and Post Graduate qualifications from a higher education institution within Australia or overseas. Professional Development programs encourage teachers to pursue further post graduate studies.

Grace Christian School staff retention was 70.4%. This low retention rate is predominantly due to the Education Worker *Restrictions on Access Directions* (mandatory vaccinations) issued by the WA State Government.

## Workforce Composition at Grace Christian School



# STUDENT INFORMATION

## Enrolment

Enrolment of students is founded on a commitment by parents to both the vision and mission of the school.

## Enrolment at August Census

	2015	2016	2017	2018	2019	2020	2021
Early Childhood (KI-PR)	89	86	90	94	85	85	75
Primary (Y1-Y6)	248	264	296	315	292	297	261
Secondary (Y7-Y12)	255	250	248	254	223	213	222
TOTAL	592	600	634	663	600	595	566

## Enrolment by Gender

	K	PP	1	2	3	4	5	6	7	8	9	10	11	12	TOTAL
Boys	16	20	21	25	18	23	23	22	36	19	19	19	5	7	283
Girls	14	25	22	16	18	24	21	27	23	25	19	16	11	14	283
Total	30	45	43	41	46	47	43	49	59	44	37	35	26	21	566

## Attendance rates

The average student attendance in Primary and Secondary during 2021 was 94.8%.

## Management of student attendance

Directed by the school's Attendance Policy, attendance and checking in and out for the day, is managed through SEQTA Teach.



# STUDENT OUTCOMES

## NAPLAN

The National Assessment Program – Literacy and Numeracy (NAPLAN) is an annual national assessment for all students in Years 3, 5, 7 and 9 and includes tests in reading, writing, language conventions (spelling, grammar and punctuation) and numeracy.

The NAPLAN data provides schools with feedback of student achievement against national standards. Grace Christian School utilises the results of a number of standardised tests including NAPLAN and PAT (Progressive Achievement Tests).

### NAPLAN Results—At or Above National Minimum Standard

Year	Reading	Writing	Spelling	Grammar &	Numeracy
3	91%	100%	100%	100%	100%
5	98%	98%	98%	100%	100%
7	100%	95%	100%	95%	98%
9	100%	94%	97%	97%	100%

### NAPLAN Results—School to State and National

	Reading			Writing			Spelling			Grammar & Punctuation			Numeracy		
	School	State	Nat.	School	State	Nat.	School	State	Nat.	School	State	Nat.	School	State	Nat.
3	447	426	437	430	426	425	411	410	421	424	421	433	404	395	403
5	542	505	512	486	481	480	499	503	505	522	497	503	529	489	495
7	553	538	542	513	527	522	557	547	549	537	530	537	561	549	551
9	612	587	518	584	564	551	623	583	580	603	576	571	613	596	588

Where Grace results exceeded both State and National results

Where Grace results exceeded State only





## YEAR 12 OUTCOMES

Number of full-time eligible Year 12 students:	21		
Number achieving WACE:	20	=	95%
School Median ATAR	78.15%		
State Median ATAR	81.75%		

In 2021 we had 14 ATAR students, of which 14 applied to University through TISC:

Number of students with a 1 <sup>st</sup> preference	14		
Number offered their 1 <sup>st</sup> preference	9		64%
Number offered any of their references	13		93%
Number of students who have enrolled	6		
Number of students who have deferred	4		

The State results (as at 04/04/2022) are as follows:

Number of students with a 1 <sup>st</sup> preference	9358		
Number offered their 1 <sup>st</sup> preference	6169		66.1%
Number offered any of their references	8509		90.9%
Number of students who have enrolled	5132		
Number of students who have deferred	569		

### TISC offers from 2015 to 2021

	2015	2016	2017	2018	2019	2020	2021
Students applying through TISC	18	20	14	18	14	5	14
1st Preference Offers	7 (40%)	9 (45%)	6 (43%)	15 (83%)	10 (71%)	5 (100%)	9 (64%)
Any Preference Offer	13 (72%)	15 (75%)	14 (100%)	18 (100%)	14 (100%)	5 (100%)	13(93%)

### VET SNAPSHOT 2021

- 25 students began their journey at Grace Christian School in Senior Secondary in 2020
- 14 were ATAR students
- 11 were VET students
- 4 of our VET students transitioned successfully during Year 11 and 12 to full time apprenticeships or traineeships
- Of the remaining 7 graduating students, 100% achieved a nationally recognised qualification, with 85% of these at Certificate III or IV level, providing pathways to employment, traineeships, apprenticeships and university.
- 57% of these students achieved 2 qualifications
- Of our 14 ATAR students 35% achieved a nationally recognised qualification alongside their ATAR

## SCHOOL IMPROVEMENT TARGETS ACHIEVED IN 2021



- Completed construction of hall and surrounding landscape at Camp Grace.
- Completed Stage 1 and Stage 2 of the Pre-Primary playground.
- Completed construction of the Jeffrey Road carpark.
- Introduced new elective offerings in the Year 7 & 8 program.
- Commenced the Pre-Kindergarten program.
- Introduced an extension stream in Year 7—10 in Mathematics and English.
- Reviewed the Secondary timetable.
- Greater STEM focus in Secondary.
- Further developed the Mathematics and Literacy programs across Year 1—10.
- Appointed a Christian Worldview Coordinator.
- Appointed a Coordinator of Sustainability.
- Appointed a Team Grace Coordinator.
- Provided safer and improved parking for the school community.

## SCHOOL IMPROVEMENT TARGETS FOR 2022



- Commence planning the Music Centre to support the growing Music program.
- Improve the quality of the grounds through appointment of a dedicated school gardener.
- Support sport, maintenance, cadets and outdoor education through planning and building of work and storage spaces.
- Increase the influence of the schools ethos on Camp Grace.
- Develop the next 5 years of the Strategic Plan for Grace Christian School.
- Extend the choral program into secondary.
- Update facilities in the staffroom
- Create a senior students common/study room.
- Create strategies to re-unite a wounded school community caused by the pandemic.
- Review and improve the professional development program.
- Improve the Learning Enrichment support offered to students.
- Extend the multimedia focus in secondary.
- Extend Team Grace through the appointment of a dedicated Coordinator.

## 2021 FINANCIAL INFORMATION

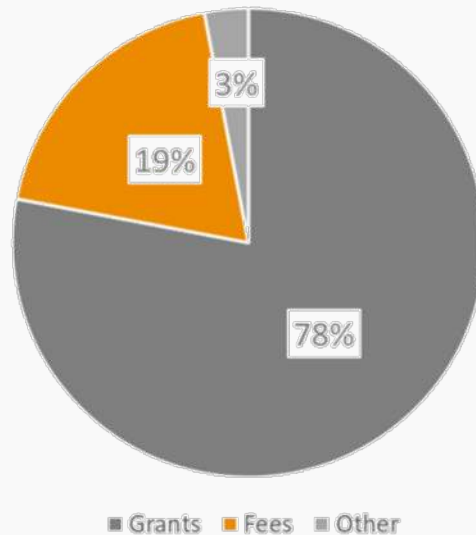
### Tuition Fees 2021

The accepted method of fee payment is by Direct Debit and parents may choose a fortnightly, monthly or termly payment schedule.

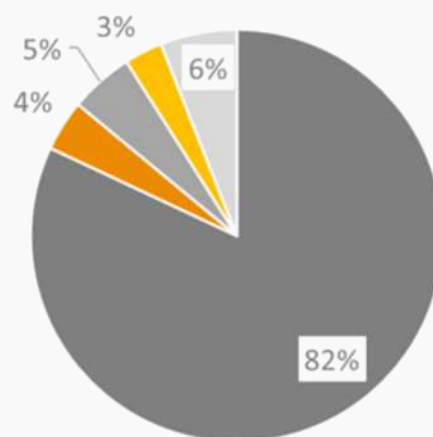
	1 <sup>st</sup> Child	2 <sup>nd</sup> Child	3 <sup>rd</sup> Child	4 <sup>th</sup> Child
Kindergarten	\$2,040	\$2,040	\$2,040	No Charge
Pre-Primary / Primary	\$3,400	\$2,550	\$1,700	No Charge
Secondary	\$4,400	\$3,300	\$2,200	No Charge

### Income and Expenditure 2021

#### 2021 Income



#### 2021 Expenditure



■ Salaries & Wages incl. Super & LSL ■ Tuition ■ IT ■ Administration incl. Insurance ■ Occupancy incl. rent